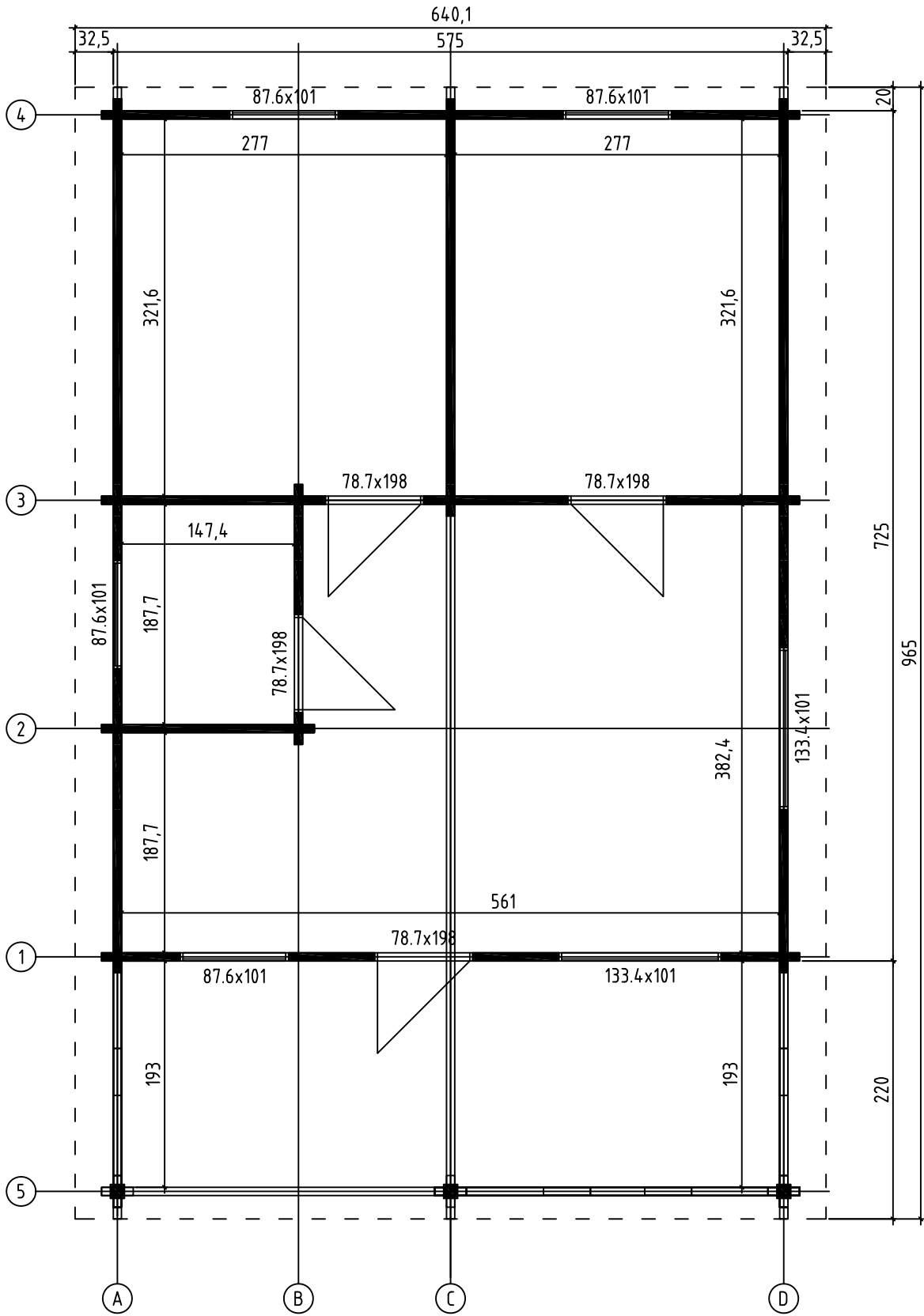


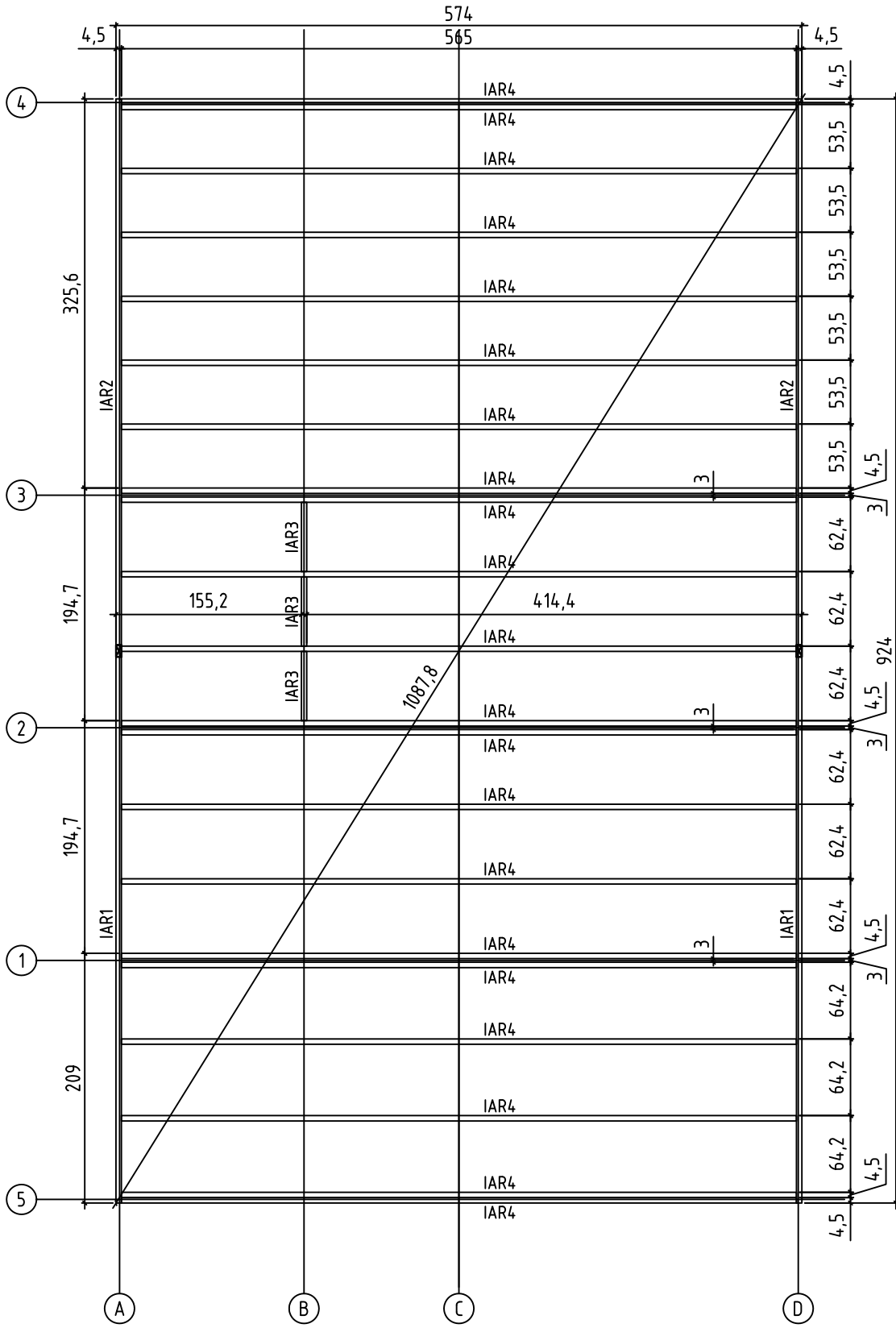
Oka 70
Art.No. 7012841



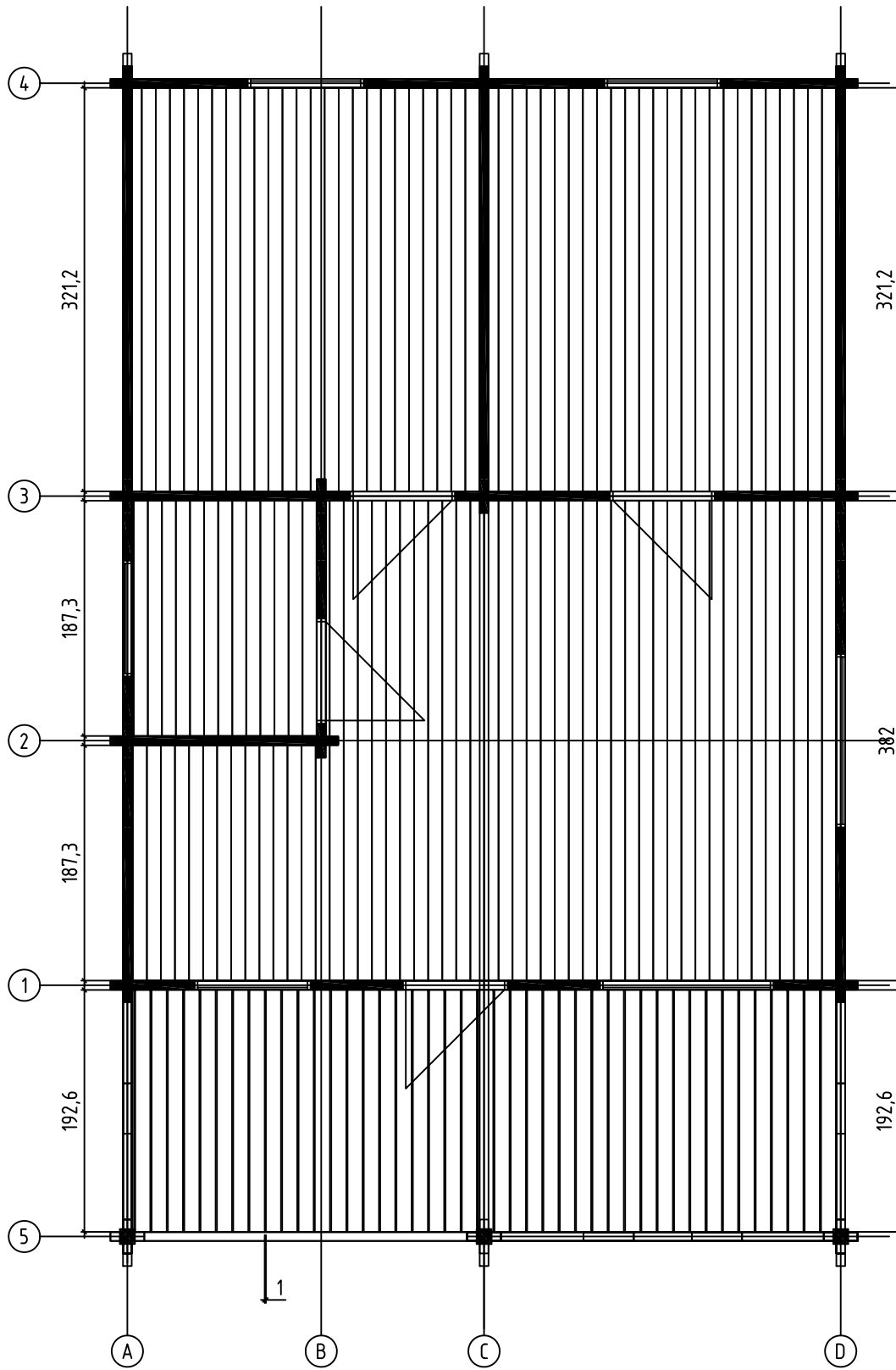
Oka 70, Art.No.7012841
GROUNDPLAN - GRUNDPLAN - PLAN DE MASSE

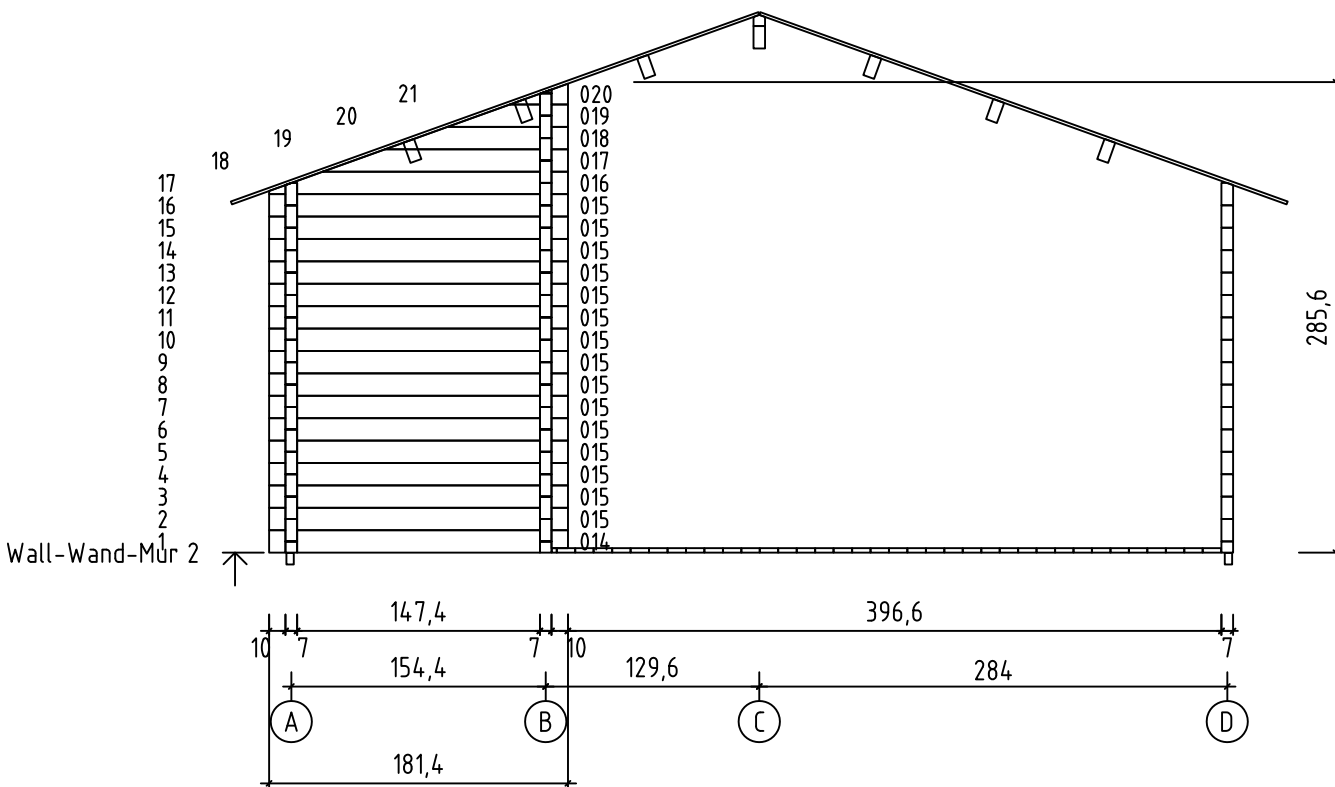
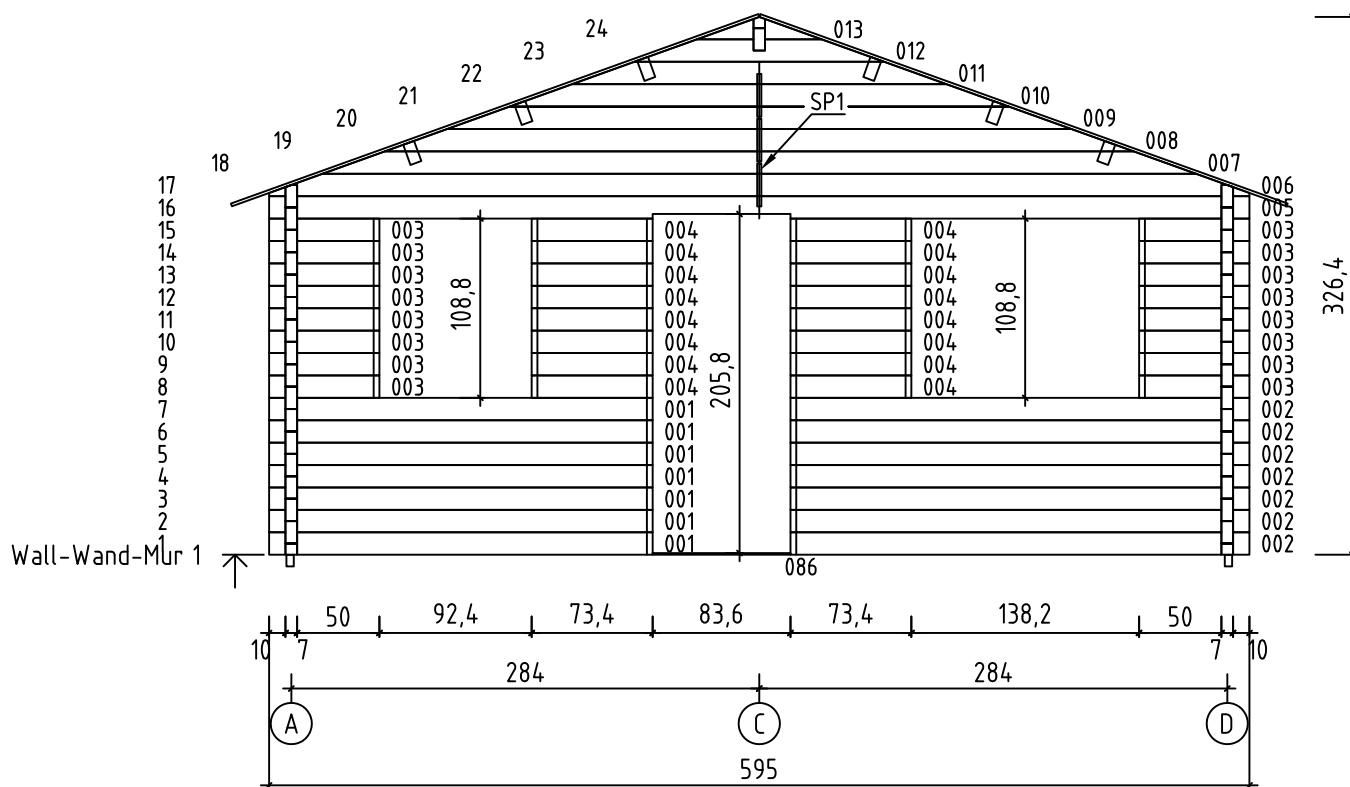


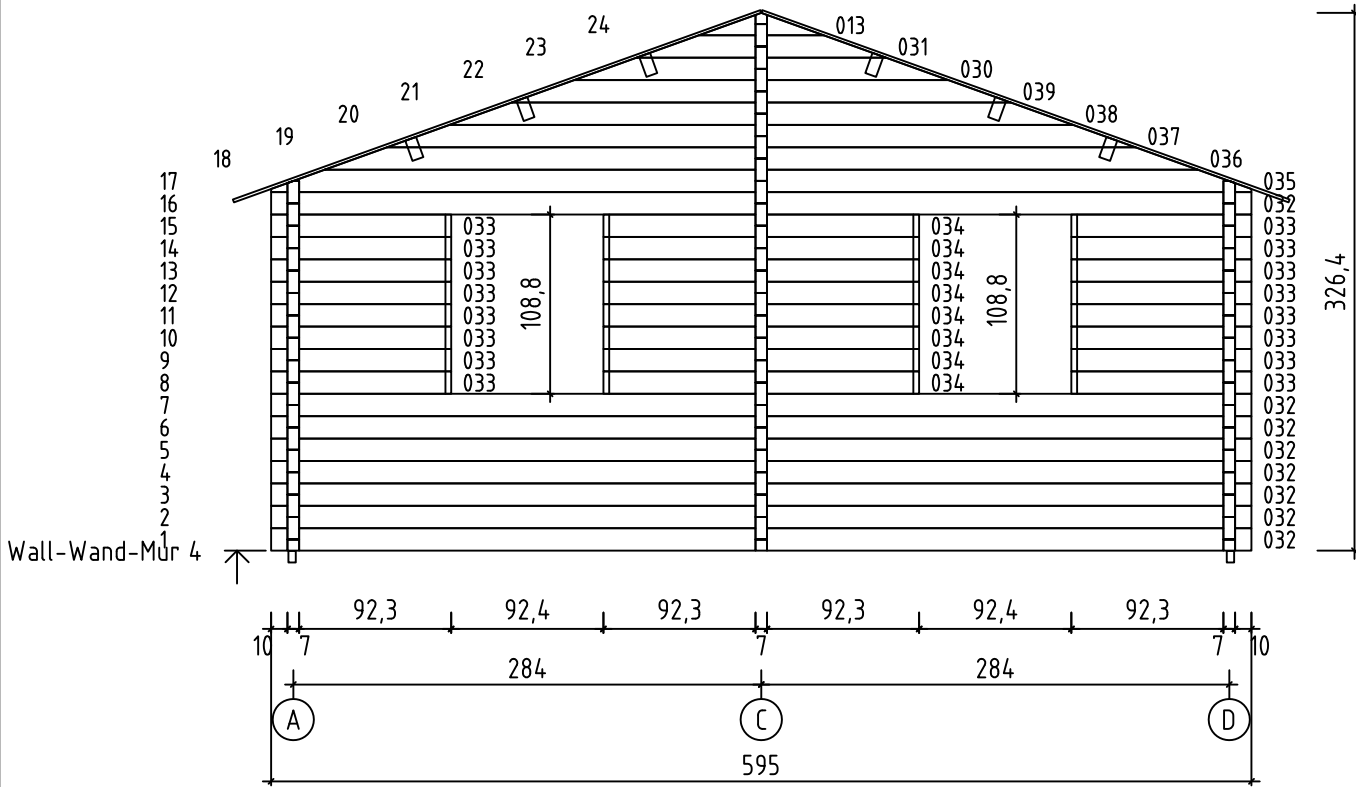
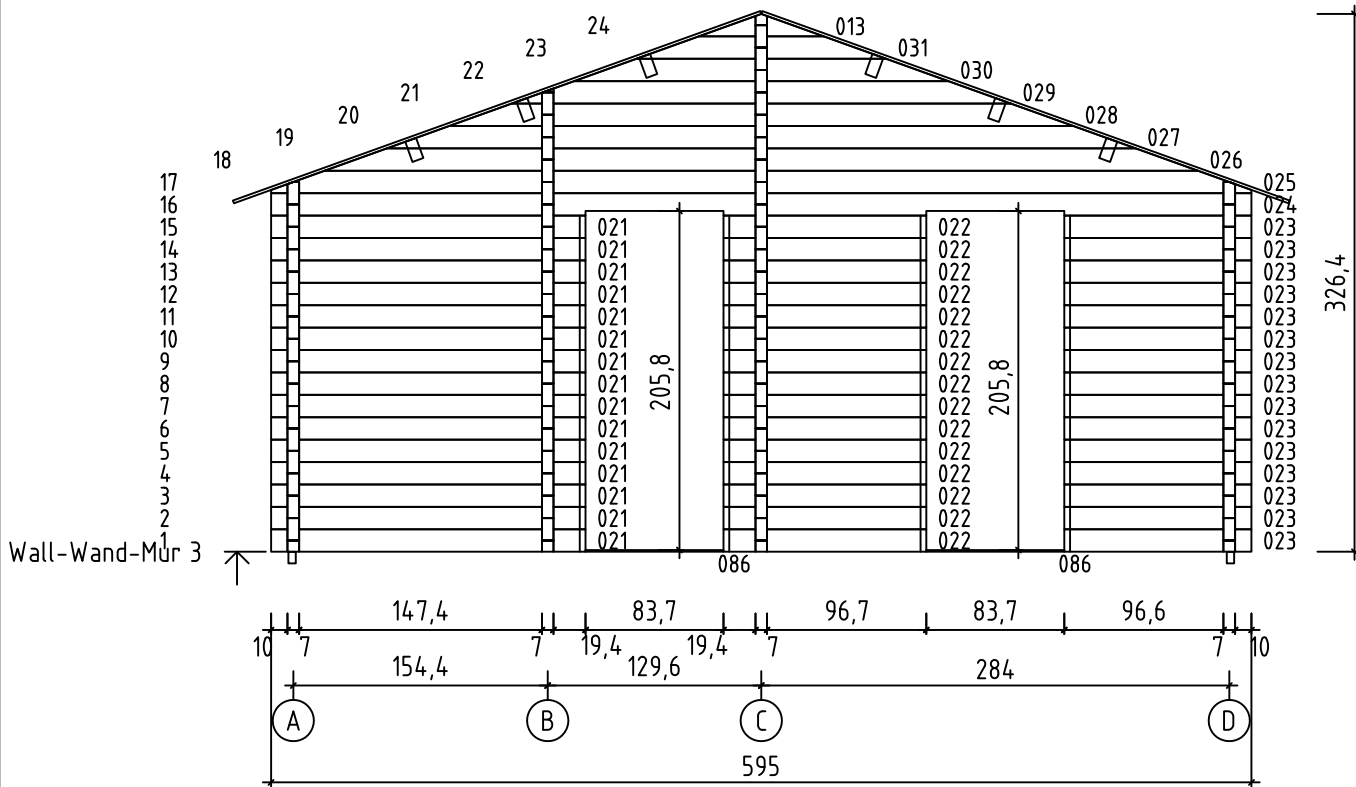
Oka 70, Art.No.7012841
 FOUNDATION - FUNDAMENT - FONDATION

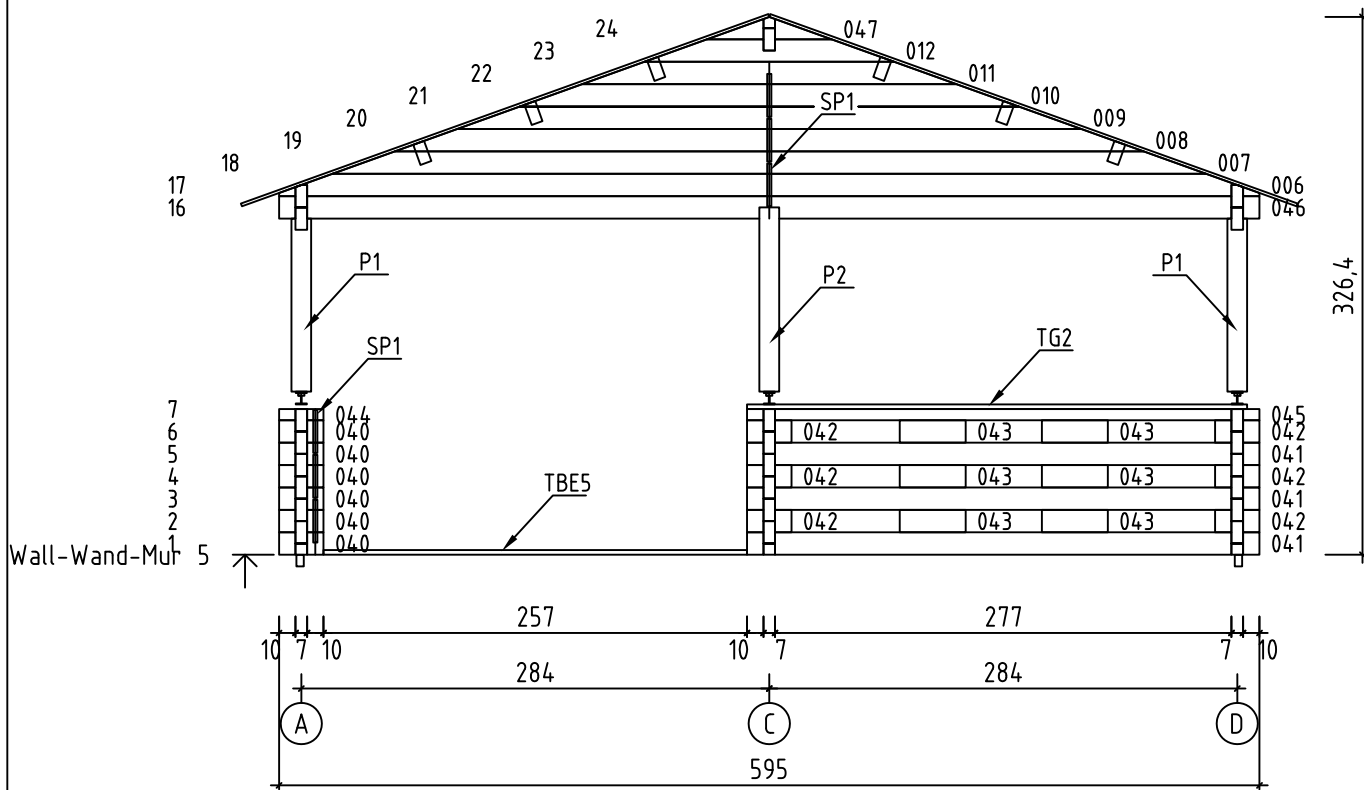


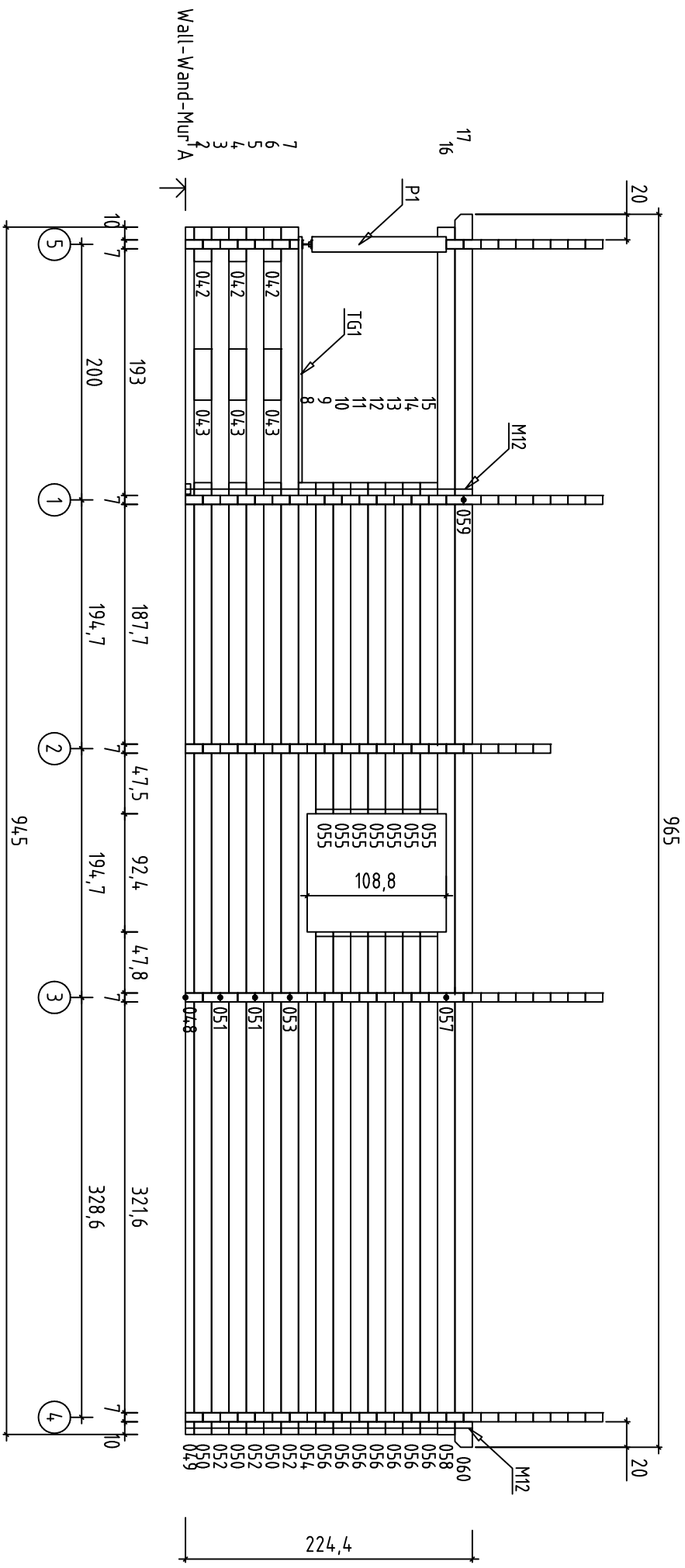
Oka 70, Art.No.7012841
FLOOR BOARDS - FUSSBODENBRETTER - PLAN POSE PLANCHER

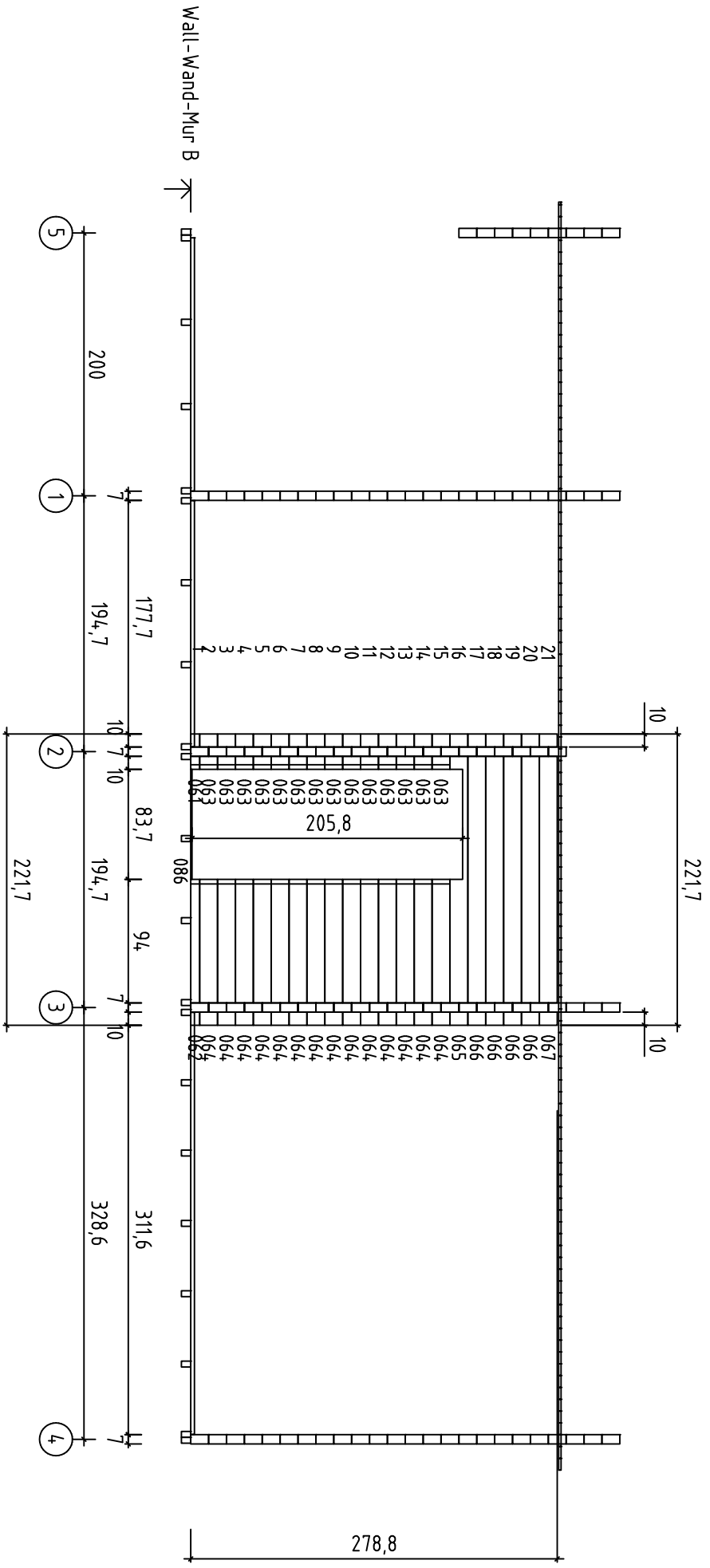


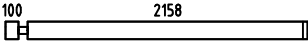



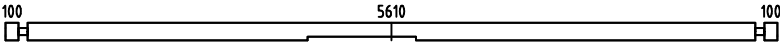
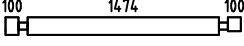




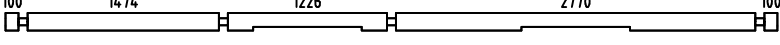
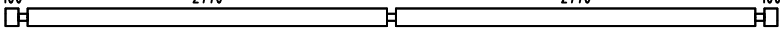

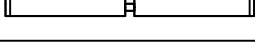













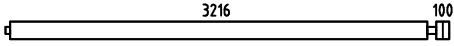

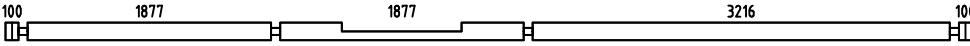










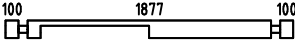

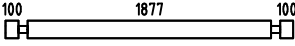

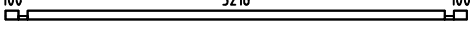




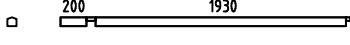
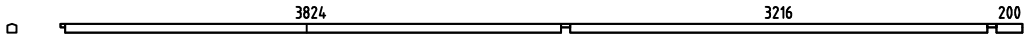


















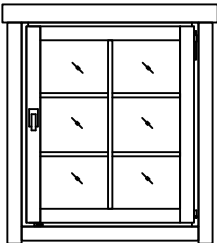
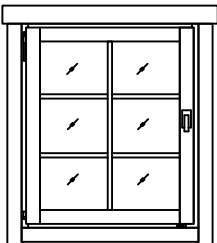
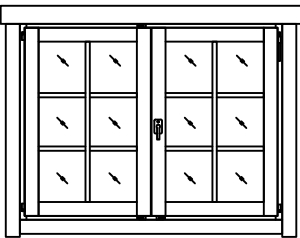
Pos	Oka 70, Art.No.7012841 Piece list - Stückliste - Liste des pieces	Q.	P (mm)	L (mm)
001		7	70x136	2328
002		7	70x136	2786
003		16	70x136	670
004		16	70x136	734
005		1	70x136	5950
014		1	70x136	1814
015		15	70x136	1814
021		15	70x136	1909
022		15	70x136	1231
023		15	70x136	1137
024		1	70x136	5950
032		8	70x136	5950
033		16	70x136	1093
034		8	70x136	1916
040		11	70x136	270
041		3	70x136	3110
042		12	70x136	270
043		12	70x136	400
044		1	70x68	270
045		1	70x68	3110
046		1	70x136	5950
048		1	70x68	6029
049		2	70x68	3421
050		3	70x136	7450
051		2	70x136	6029

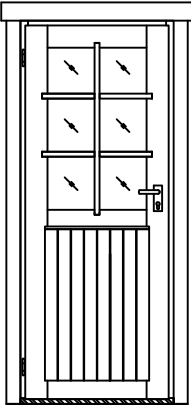
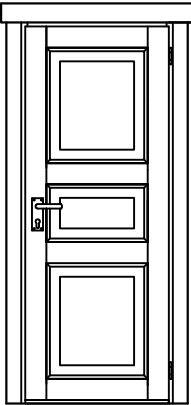
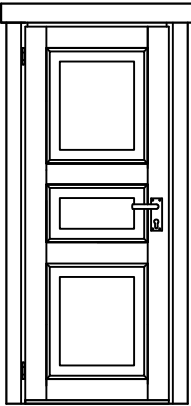
Pos	Oka 70, Art.No.7012841 Piece list - Stückliste - Liste des pieces	Q.	P (mm)	L (mm)
052		7	70x136	3421
053		1	70x136	6029
054		1	70x136	7450
055		7	70x136	2592
056		7	70x136	3934
057		1	70x136	6028
058		1	70x136	3423
059		1	70x136	2235
060		1	70x136	7415
061		1	70x68	270
062		1	70x68	1110
063		14	70x136	270
064		14	70x136	1110
065		1	70x136	2217
066		4	70x136	2217
067		1	70x136	2217
068		1	70x68	270
069		1	70x68	3556
070		22	70x136	3556
071		1	70x136	270
072		1	70x136	6129
073		1	70x136	3521
074		1	70x68	2235
075		1	70x68	7415
076		1	70x68	6029

Pos	Oka 70, Art.No.7012841 Piece list - Stückliste - Liste des pieces	Q.	P (mm)	L (mm)
077		3	70x136	7450
078		2	70x136	6029
079		1	70x136	6029
080		1	70x136	7450
081		7	70x136	1391
082		7	70x136	4677
083		1	70x136	6029
084		1	70x136	2235
085		1	70x136	7415
086		4	70x10	837
W1-1		1		
W2-1		1		
W3-1		1		
W4-1		1		
W5-1		1		
IAR4	FOUNDATION - FUNDAMENT - FONDATION 	21	45x70	5650
IAR1	FOUNDATION - FUNDAMENT - FONDATION 	2	45x70	4670
IAR2	FOUNDATION - FUNDAMENT - FONDATION 	2	45x70	4670
IAR3	FOUNDATION - FUNDAMENT - FONDATION 	3	45x70	579

Pos	Oka 70, Art.No.7012841 Piece list - Stückliste - Liste des pieces	Q.	P (mm)	L (mm)
A-PR3	ROOF BEAM - DACHBALKEN - PANNE DE TOIT 	4	70x140	6204
A-PR1	ROOF BEAM - DACHBALKEN - PANNE DE TOIT 	2	70x140	6204
A-PR2	ROOF BEAM - DACHBALKEN - PANNE DE TOIT 	6	70x140	3596
PTL	FLOOR BOARDS - FUSSBODENBRETTER - LAME DE PLANCHER 	37	112x28	3820
PTL	FLOOR BOARDS - FUSSBODENBRETTER - LAME DE PLANCHER 	50	112x28	3212
PTL	FLOOR BOARDS - FUSSBODENBRETTER - LAME DE PLANCHER 	28	112x28	1873
	ROOF BOARDS - DACHBRETTER - VOLIGES 	216	90x18	3400
SV2	TERRACE BOARDS - TERRASSENBRETTER - PLANCHER DE TERRASSE 	44	120x28	1926
	FLOOR FILLET-FUSSBODENLEISTE - CORNIERE DE FINITION DU PLANCHER 		15x40	49.4 m.
TBE5	TERRACE EDGE BOARD - TERRASSENBRETT, EINGANG - LAME DE SEUIL D'ENTREE DE TERRASSE 	1	28x70	2570
DPL	ROOFING FELT FILLET - DACHPAPPENLEISTE - BAGUETTE DE FIXATION DU FEUTRE BITUMEUX 	4	18x58	3450
M12	TREADED ROD M12 - GEWINDESTANGE M12 - TIGE FILETÉE M12 	2		235
M12	TREADED ROD M12 - GEWINDESTANGE M12 - TIGE FILETÉE M12 	2		275
M12	TREADED ROD M12 - GEWINDESTANGE M12 TIGE FILETÉE M12 	4		2000
LPL	FIXING FILLET - FIXIRUNGSLEISTE - PROFIL DE FIXATION 	4	20x70	787
LPL	FIXING FILLET - FIXIRUNGSLEISTE - PROFIL DE FIXATION 	8	20x70	876
LPL	FIXING FILLET - FIXIRUNGSLEISTE - PROFIL DE FIXATION 	12	20x70	1050
LPL	FIXING FILLET - FIXIRUNGSLEISTE - PROFIL DE FIXATION 	4	20x70	1334
LPL	FIXING FILLET - FIXIRUNGSLEISTE - PROFIL DE FIXATION 	8	20x70	2000
P1	POST - PFOSTEN - POTEAU 	2	120x120	1050
P2	POST - PFOSTEN - POTEAU 	1	120x120	1120
TB	EAVES BOARD - TRAUFBRETT - BANDEAU DE TOIT 	4	18x90	4825
DRV	ROOF EDGE REINFORCEMENT - DACHRANDVERSTÄRKUNG - CORNIERE DE RENFORT DE BORD DE TOIT 	4	28x34	4825
TBE6	FIXING FILLET FOR WINDOW - FIXIRUNGSLEISTE FÜR FENSTER - PROFIL DE FIXATION DES FENETRES 	4	28x34	884
TBE6	FIXING FILLET FOR WINDOW - FIXIRUNGSLEISTE FÜR FENSTER - PROFIL DE FIXATION DES FENETRES 	8	28x34	1050

Pos	Oka 70, Art.No.7012841 Piece list - Stückliste - Liste des pieces	Q.	P (mm)	L (mm)
TBE6	FIXING FILLET FOR DOOR - FIXIRUNGSLEISTE FÜR TÜR - PROFIL DE FIXATION DES PORTES 	2	28x34	1894
TBE6	FIXING FILLET FOR DOOR - FIXIRUNGSLEISTE FÜR TÜR - PROFIL DE FIXATION DES PORTES 	6	28x34	1990
TG1	GUARD-RAIL FOR TERRACE - TERRASSENGELÄNDER - MAIN COURANTE DE TERRASSE 	1	28x120	1925
TG2	GUARD-RAIL FOR TERRACE - TERRASSEN- GELÄNDER - COURANTE DE TERRASSE 	1	28x120	3035
GL	GABLE MOULDING - GIEBELLEISTE PLANCHE DE RIVE 	4	18x120	3450
SP2	HIDDEN FIXING - HOLZDÜBEL - TOURILLON BOIS 	1		
SP1	HIDDEN FIXING - HOLZDÜBEL - TOURILLON BOIS 	12		
KL4	LENGTHENING BOLT FOR TREADED ROD - VERLÄNGERUNGSMUTTER FÜR GEWINDESTANGE - MANCHON DE RACCORDEMENT DE TIGE FILETÉE 	4		
KL1	DRIVE NUT TREADED ROD - EINSHLAGMUTTER FÜR GEWINDESTANGE - ÉCROU A FRAPPER POUR TIGE FILITÉE 	4		
KL2	NUT FOR TREADED ROD - MUTTER FÜR GEWINDESTANGE - ÉCROU POUR TIGE FILETÉE 	4		
KL3	PLAIN WASHER TREADED ROD - UNTERLEGSSCHEIBE FÜR GEWINDESTANGE - RONDELLE PLATE POUR TIGE FILETÉE 	4		
HS12	SCREW FOR GABLE SEGMENT - SCHRAUBEN FÜR DECKBLATT - VIS POUR FIXATION LOSANGE DE FINITION 	4	3.5x35	
HS83	SCREW FOR FIXING FILLET - SCHRAUBEN FÜR FIXIRUNGSLEISTE - VIS POUR PROFIL DE FIXATION 	152	3.5x50	
HS84	SCREW FOR FIXING FILLET - SCHRAUBEN FÜR FIXIRUNGSLEISTE - VIS POUR PROFIL DE FIXATION 	88	3.5x50	
HS16	SCREW FOR GABLE MOULDING - SCHRAUBEN FÜR GIEBELLEISTE - VIS DE FIXATION POUR PLANCHE DE RIVE 	40	3.5x50	
HS32	SCREW FOR EAVES BOARDS - SCHRAUBEN FÜR TRAUFBRETT - VIS DE FIXATION POUR BANDEAU DE TOIT 	44	4x40	
HS26	SCREW FOR ROOF EDGE REINFORCEMENT - SCHRAUBEN FÜR DACHRANDVERSTÄRKUNG - VIS POUR RENFORT DE BORD DE TOIT 	44	4x40	
HS34	SCREW FOR POST - SCHRAUBEN FÜR PFOSTEN - VIS DE FIXATION DES POTEAUX 	6	4x60	
HS30	SCREW FOR TERRACE REAR BOARDS - SCHRAUBEN FÜR TERRASSEN- RAND - VIS DE FIXATION POUR MAIN COURANTE DE TERRASSE 	19	4x60	
NF3	SCREW FOR TERRACE BOARD (TBE5) - SCHRAUBE FÜR TERRASSENBRETT (TBE5) VIS POUR LAME DE SEUIL D'ENTREE DE TERRASSE (TBE5) 	6	4x60	
HS40	SCREW FOR 1. WALL BEAM - SCHRAUBE FÜR 1. BOHLENREIHE - VIS DE FIXATION DES FONDATIONS 	27	5x120	
HS42	SCREW FOR GABLE - SCHRAUBEN FÜR GIEBEL - VIS POUR FIXATION DES PIGNONS 	69	5x120	
HS43	SCREW FOR ROOF BEAMS - SCHRAUBEN FÜR DACHBALKEN - VIS POUR PANNE DE TOIT 	38	5x120	
HS39	SCREW FOR FUNDAMENT - SCHRAUBEN ZUR BEFESTIGUNG FUNDAMENT - VIS POUR FONDATION 	104	5x90	
HS49	SCREW FOR POST HEIGHT ADJUSTMENT - SCHRAUBEN FÜR REGULIERUNGS- SCHRAUBE FÜR PFOSTEN - VIS DE FIXATION DE SUPPORT RÉGLABLE DE POTEAU 	24	6x50	

Pos	Oka 70, Art.No.7012841 Piece list - Stückliste - Liste des pieces		Q.	P (mm)	L (mm)
MS	SCREW FOR DOORSTEP - SCHRAUBEN FÜR TÜRSCHWELLE - VIS DE FIXATION DU SEUIL DE PORTE		8	4.5x65	
SH70	HAMMER BLOCK - SCHLAGHOLZ - CALLE DE FRAPPE		2		
NFD	ZN NAIL FOR ROOFING FELT FILLET - ZN NÄGEL FÜR DACHPAPPEN-LEISTE - POINTE POUR BAGUETTE FIXATION FEUTRE BITUMEUX		32	2x40	
NF3	ZN NAIL FOR TERRACE - ZN NÄGEL FÜR TERRASSENBRETT - POINTE POUR PLANCHER DE TERRASSE		352	2x50	
NFF	ZN NAIL FOR FLOOR FILLETS - ZN NÄGEL FÜR FUSSBODENLEISTEN - POINTE POUR PANNEAUX DE PLANCHER		100	1.4x40	
NF2	ZN NAIL FOR ROOF - ZN NÄGEL FÜR DACHBRETT - POINTE POUR TOIT		1150	2x50	
NH1	ZN NAIL FOR FLOOR - ZN NÄGEL FÜR FUSSBODENBRETT - CLOUS POUR PLANCHER		800	2x50	
GS	GABLE SEGMENT-DECKBLATT - LOSANGE DE FINITION		2		
RFP	POST HEIGHT ADJUSTMENT - REGULIERUNGSSCHRAUBE FÜR PFOSTEN - SUPPORT RÉGLABLE DE POTEAU		3		
ORZ	MONTAGE SET FOR DOORS AND WINDOWS - MONTAGE-SET FÜR TÜREN UND FENSTER - JEU DE MONTAGE PORTES ET FENETRES		1		
2+ A .6P.a	WINDOW-FENSTER-FENETRE 916x1050 		2		
2+ A .6V.a	WINDOW-FENSTER-FENETRE 916x1050 		2		
2+ TA .6P.a	WINDOW-FENSTER-FENETRE 1374x1050 		2		

Pos	Oka 70, Art.No.7012841 Piece list - Stückliste - Liste des pieces	Q.	P (mm)	L (mm)
2+ U. 26V.b	DOOR-TÜR-PORTE 827x2000 	1		
U.3TP.b	DOOR-TÜR-PORTE 827x2000 	1		
U.3TV.b	DOOR-TÜR-PORTE 827x2000 	2		